


H  
A  
L  
L  
O  
W  
E  
E  
N  
  
S  
A  
F  
E  
T  
Y





Have a safe and fun  
Halloween!



# McGruff's Halloween Safety Quiz

Halloween is a time for ghosts and goblins and fun with your friends, right? That's right. Almost everybody is nice, but sometimes a few people play mean tricks on kids at Halloween — like putting dangerous things in their candy and treats. Take a tip from me, McGruff the Crime Ghost...er, Dog . . .

*"Play it safe this Halloween and follow my advice in the quiz below."*

Place a circle around the answer you feel is best.

1. Someone gives you candy that is not wrapped and sealed by the candy company. You should:
  - A. Eat it anyway.
  - B. Save it for a rainy day.
  - C. Throw it away.
  - D. Give it to your dog.
2. One of the treats you were given has something "suspicious" sticking out of it. Your mom should:
  - A. Bite into it to see what it is.
  - B. Call the police.
  - C. Put it in the refrigerator.
  - D. Scream.
3. The safest way to go trick-or-treating is:
  - A. Alone.
  - B. Late at night.
  - C. On roller skates.
  - D. With an adult you trust.
4. The best place to go trick-or-treating is:
  - A. Across town.
  - B. In a neighborhood you know.
  - C. Where the most houses are.
  - D. Where there's a pumpkin in the window.

*"After you check your answers with the answer key, go ahead and color in my picture."*




## Answer Key

1. C. Throw it away. McGruff says, unsealed candy could have dangerous things hidden inside.
2. B. Call the police. They can help keep you and other kids in your neighborhood safe.
3. D. With an adult you trust. Try to go out in daylight. If you go out after dark, wear a light costume and carry a flashlight.
4. B. In a neighborhood you know. It's safer to accept treats from people you know.


# McGruff's HALLOWEEN SAFETY REMINDERS

- ▲ Trick-or-treat in your neighborhood.
- ▲ Go with friends. Ask parents, older sister or brother, or an older neighbor to go along.
- ▲ Carry a flashlight, glowstick or reflective bag.
- ▲ Have parents check all treats before you eat them.



## HAVE SOME FUN!

1. Help McGruff® find his way through the Pumpkin Maze.
2. See how many bats you can find!
3. Color away!



# Halloween Safety Coloring Sheet



*Remember,*  
when you are lost,  
always look for  
a police officer.

## *Always:*

- Walk on the sidewalk.
- Stay in well lit areas.
- Keep in your own neighborhood.
- Stay away from houses where the lights are off.




# Halloween Safety Coloring Sheet

Do not eat any  
candy, gum, cookies,  
fruit or other snacks  
before your parents  
look at it.



Stay with  
a friend  
or walk in  
groups.

Kids, here's a maze. Start at the bottom of the page and help Scruff get his friend's home safely. Do not cross any lines or go through any dangerous Halloween creatures. Remember, in real life you should know the route you are going to take before you start. And always walk with a friend!








Now that you helped me get my friends through the maze and past all those Halloween characters, why don't you draw a face on this pumpkin. You can make it scary or happy.

***Have a safe and happy Halloween!***



HAPPY HALLOWEEN

